

Format of Holding of Specified securities

1. Name of Listed Entity: U.P ASBESTOS LTD
2. Scrip Code/Name of Scrip/Class of Security: UPAL,,EQUITY SHARES
3. Share Holding Pattern Filed under: Reg. 31(1)(a)/Reg.31(1)(b)/Reg.31(1)(c)
 - a. if under 31(1)(b) then indicate the report for quarter ending 30/03/2019
 - b. if under 31(1)(c) then indicate date of allotment/extinguishment
4. Declaration : The Listed entity is required to submit the following declaration to the extent of submission of information:

	Particulars	YES*	NO*
a	Whether the Listed Entity has issued any partly paid up shares		NO
b	Whether the Listed Entity has issued any Convertible Securities or Warrants?		NO
c	Whether the Listed Entity has any shares against which depository receipts are issued?		NO
d	Whether the Listed Entity has any shares in locked-in?		NO
e	Whether any shares held by promoters are pledge or otherwise encumbered?		NO

*if the Listed Entity selects the option 'NO' for the questions above, the columns for the partly paid up shares, Outstanding Convertible Securities/Warrants, depository receipts, locked-in shares, No of shares pledged or otherwise encumbered by promoters, as applicable, shall not be displayed at the time of dissemination on the Stock Exchange website. Also wherever there is 'No' declared by Listed entity in above table the values will be considered as 'Zero' by default on submission of the format of holding of specified securities.

5. The tabular format for disclosure of holding of specified securities is as follows:




Table I - Summary Statement holding of specified securities

Category	Category of Shareholder	No of Shareholders	No of fully paid up equity shares held	No of Partly paid-up equity shares held	No of Shares Underlying Depository Receipts	Total No of Shares Held (VII) = (IV)+(V)+(VI)	Shareholding as a % of total no of shares (As a % of (A+B+C2))	Number of Voting Rights held in each class of securities			No of Shares Underlying Outstanding convertible securities (Including Warrants)	Shareholding as a % assuming full conversion of convertible Securities (as a percentage of diluted share capital)	Number of Locked in Shares		Number of Shares pledged or otherwise encumbered		Number of equity shares held in dematerialized form	
								No of Voting Rights		Total as a % of (A+B+C)			No.	As a % of total Shares held	No.	As a % of total Shares held		
								Class X	Class Y									Total
(I)	(II)	(III)	(IV)	(V)	(VI)	(VII)	(VIII)	(IX)			(X)	(XI)	(XII)		(XIII)	(XIV)		
(A)	Promoter & Promoter Group	12	6144874	0	0	6144874	67.47	6144874	0	6144874	67.47	0	67.47	0	0.00	0	0.00	6144874
(B)	Public	1129	2962319	0	0	2962319	32.53	2962319	0	2962319	32.53	0	32.53	0	0.00	NA	NA	1345798
(C)	Non Promoter-Non Public																	
(C1)	Shares underlying DRs	0	0	0	0	0	NA	0	0	0	0.00	0	NA	0	0.00	NA	NA	0
(C2)	Shares held by Employes Trusts	0	0	0	0	0	0.00	0	0	0	0.00	0	0.00	0	0.00	NA	NA	0
	Total:	1141	9107193	0	0	9107193	100.00	9107193	0	9107193	100.00	0	100.00	0	0.00	0	0.00	7490672



Table II - Statement showing shareholding pattern of the Promoter and Promoter Group

Category	Category & Name of the Shareholder	PAN	No of Share holders	No of fully paid up equity shares held	No of Partly paid-up equity shares held	No of Shares Underlying Depository Receipts	Total No of Shares Held (IV+V+VI)	Shareholding as a % of total no of shares (calculated as per SCRR, 1957 (VIII) As a % of (A+B+C2)	Number of Voting Rights held in each class of securities			No of Shares Underlying Outstanding convertible securities (Including Warrants)	Shareholding as a % assuming full conversion of convertible Securities (as a percentage of diluted share capital) (VII)+(X) As a % of (A+B+C2)	Number of Locked in Shares		Number of Shares pledged or otherwise encumbered		Number of equity shares held in dematerialized form	
									No of Voting Rights		Total as a % of (A+B+C)			No.	As a % of total Shares held	No.	As a % of total Shares held		
									Class X	Class Y									Total
	(I)	(II)	(III)	(IV)	(V)	(VI)	(VII)	(VIII)	(IX)			(X)	(XI)	(XII)		(XIII)	(XIV)		
(1)	Indian																		
(a)	Individuals/Hindu undivided Family		5	916945	0	0	916945	10.07	916945	0	916945	10.07	0	10.07	0	0.00	0	0.00	916945
	AMITABH TAYAL	AADHA7510C	1	68649	0	0	68649	0.75	68649	0	68649	0.75	0	0.75	0	0.00	0	0.00	68649
	MANJU TAYAL	ABBPT6941M	1	97098	0	0	97098	1.07	97098	0	97098	1.07	0	1.07	0	0.00	0	0.00	97098
	AMITABH TAYAL	ABCPT1115A	1	133598	0	0	133598	1.47	133598	0	133598	1.47	0	1.47	0	0.00	0	0.00	133598
	PRIYANK TAYAL	ABWPT8813H	1	162800	0	0	162800	1.79	162800	0	162800	1.79	0	1.79	0	0.00	0	0.00	162800
	AVANTI MOHTA	ACMPM6375N	1	454800	0	0	454800	4.99	454800	0	454800	4.99	0	4.99	0	0.00	0	0.00	454800
(b)	Central Government/State Government(s)		0	0	0	0	0	0.00	0	0	0	0.00	0	0.00	0	0.00	0	0.00	0
(c)	Financial Institutions/Banks		0	0	0	0	0	0.00	0	0	0	0.00	0	0.00	0	0.00	0	0.00	0
(d)	Any Other		7	5227929	0	0	5227929	57.40	5227929	0	5227929	57.40	0	57.40	0	0.00	0	0.00	5227929
	DOON INDUSTRIAL FUND LIMITED	AAACD5188P	1	37500	0	0	37500	0.41	37500	0	37500	0.41	0	0.41	0	0.00	0	0.00	37500
	GANGA CORPORATION PVT LTD	AAACG8378E	1	110150	0	0	110150	1.21	110150	0	110150	1.21	0	1.21	0	0.00	0	0.00	110150
	THE ROHTAK AND HISSAR DISTRICTS ELECTRIC SUPPLY CO	AAACT8449F	1	883350	0	0	883350	9.70	883350	0	883350	9.70	0	9.70	0	0.00	0	0.00	883350
	UNIGLOBE GLYCOLS LIMITED	AAACU3260D	1	2057508	0	0	2057508	22.59	2057508	0	2057508	22.59	0	22.59	0	0.00	0	0.00	2057508
	MOHAN MANGALAM TRUST	AAATM9097M	1	170850	0	0	170850	1.88	170850	0	170850	1.88	0	1.88	0	0.00	0	0.00	170850

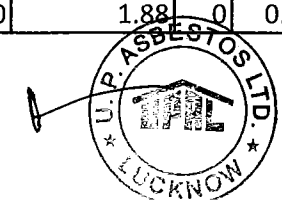


Table II - Statement showing shareholding pattern of the Promoter and Promoter Group

Category	Category & Name of the Shareholder	PAN	No of Shareholders	No of fully paid up equity shares held	No of Partly paid-up equity shares held	No of Shares Underlying Depository Receipts	Total No of Shares Held (IV+V+VI)	Shareholding as a % of total no of shares (calculated as per SCRR, 1957 (VIII) As a % of (A+B+C2)	Number of Voting Rights held in each class of securities			No of Shares Underlying Outstanding convertible securities (Including Warrants)	Shareholding as a % assuming full conversion of convertible Securities (as a percentage of diluted share capital) (VII)+(X) As a % of (A+B+C2)	Number of Locked in Shares		Number of Shares pledged or otherwise encumbered		Number of equity shares held in dematerialized form	
									No of Voting Rights		Total as a % of (A+B+C)			No.	As a % of total Shares held	No.	As a % of total Shares held		
									Class X	Class Y									Total
	(i)	(ii)	(iii)	(iv)	(v)	(vi)	(vii)	(viii)	(ix)			(x)	(xi)	(xii)		(xiii)		(xiv)	
	EVEREST ROOFING PRIVATE LIMITED	AABCE0229P	1	429471	0	0	429471	4.72	429471	0	429471	4.72	0	4.72	0	0.00	0	0.00	429471
	MASHINOTEXTILE (P) LTD	AABCM5660L	1	1539100	0	0	1539100	16.90	1539100	0	1539100	16.90	0	16.90	0	0.00	0	0.00	1539100
	Sub-Total (A)(1)		12	6144874	0	0	6144874	67.47	6144874	0	6144874	67.47	0	67.47	0	0.00	0	0.00	6144874
(2)	Foreign																		
(a)	Individuals (Non-Resident Individuals/Foreign Individuals)		0	0	0	0	0	0.00	0	0	0	0.00	0	0.00	0	0.00	0	0.00	0
(b)	Government		0	0	0	0	0	0.00	0	0	0	0.00	0	0.00	0	0.00	0	0.00	0
(c)	Institutions		0	0	0	0	0	0.00	0	0	0	0.00	0	0.00	0	0.00	0	0.00	0
(d)	Foreign Portfolio Investor		0	0	0	0	0	0.00	0	0	0	0.00	0	0.00	0	0.00	0	0.00	0
(e)	Any Other		0	0	0	0	0	0.00	0	0	0	0.00	0	0.00	0	0.00	0	0.00	0
	Sub-Total (A)(2)		0	0	0	0	0	0.00	0	0	0	0.00	0	0.00	0	0.00	0	0.00	0
	Total Shareholding of Promoter and Promoter Group (A)=(A)(1)+(A)(2)		12	6144874	0	0	6144874	67.47	6144874	0	6144874	67.47	0	67.47	0	0.00	0	0.00	6144874




Table III - Statement showing shareholding pattern of the Public shareholder

Category	Category & Name of the Shareholder	PAN	No of Shareholders	No of fully paid up equity shares held	No of Partly paid-up equity shares held	No of Shares Underlying Depository Receipts	Total No of Shares Held (IV+V+VI)	Shareholding as a % of total no of shares (A+B+C2)	Number of Voting Rights held in each class of securities			No of Shares Underlying Outstanding convertible securities (Including Warrants)	Shareholding as a % assuming full conversion of convertible Securities (as a percentage of diluted share capital)	Number of Locked in Shares		Number of Shares pledged or otherwise encumbered		Number of equity shares held in dematerialized form	
									No of Voting Rights		Total as a % of (A+B+C)			No.	As a % of total Shares held	No.	As a % of total Shares held		
									Class X	Class Y									Total
	(I)	(II)	(III)	(IV)	(V)	(VI)	(VII)	(VIII)	(IX)			(X)	(XI)	(XII)		(XIII)	(XIV)		
(1)	Institutions																		
(a)	Mutual Funds		0	0	0	0	0	0.00	0	0	0	0.00	0	0.00	0	0.00	NA	NA	0
(b)	Venture Capital Funds		0	0	0	0	0	0.00	0	0	0	0.00	0	0.00	0	0.00	NA	NA	0
(c)	Alternate Investment Funds		0	0	0	0	0	0.00	0	0	0	0.00	0	0.00	0	0.00	NA	NA	0
(d)	Foreign Venture Capital Investors		0	0	0	0	0	0.00	0	0	0	0.00	0	0.00	0	0.00	NA	NA	0
(e)	Foreign Portfolio Investors		0	0	0	0	0	0.00	0	0	0	0.00	0	0.00	0	0.00	NA	NA	0
(f)	Financial Institutions/Banks		0	0	0	0	0	0.00	0	0	0	0.00	0	0.00	0	0.00	NA	NA	0
(g)	Insurance Companies		0	0	0	0	0	0.00	0	0	0	0.00	0	0.00	0	0.00	NA	NA	0
(h)	Provident Funds/Pension Funds		0	0	0	0	0	0.00	0	0	0	0.00	0	0.00	0	0.00	NA	NA	0
(i)	Any Other																		
	Sub Total (B)(1)		0	0	0	0	0	0.00	0	0	0	0.00	0	0.00	0	0.00	NA	NA	0
(2)	Central Government/State Government(s)/President of India		0	0	0	0	0	0.00	0	0	0	0.00	0	0.00	0	0.00	NA	NA	0
	Sub Total (B)(2)		0	0	0	0	0	0.00	0	0	0	0.00	0	0.00	0	0.00	NA	NA	0
(3)	Non-Institutions																		
(a)	i. Individual shareholders holding nominal share capital up to Rs.2 lakhs		1089	521171	0	0	521171	5.72	521171	0	521171	5.72	0	5.72	0.00	0.00	NA	NA	205150
	ii. Individual shareholders holding nominal share capital in excess of Rs. 2 Lakhs		6	542900	0	0	542900	5.96	542900	0	542900	5.96	0	0.00	0.00	0.00	NA	NA	542800
	PRIYANK TAYAL	ABWPT8813H	1	365900	0	0	365900	4.02	365900	0	365900	4.02	0	0.00	0.00	0.00	NA	NA	365900




Table III - Statement showing shareholding pattern of the Public shareholder

Category	Category & Name of the Shareholder	PAN	No of Shareholders	No of fully paid up equity shares held	No of Partly paid-up equity shares held	No of Shares Underlying Depository Receipts	Total No of Shares Held (IV+V+VI)	Shareholding as a % of total no of shares (A+B+C2)	Number of Voting Rights held in each class of securities			No of Shares Underlying Outstanding convertible securities (Including Warrants)	Shareholding as a % assuming full conversion of convertible Securities (as a percentage of diluted share capital)	Number of Locked in Shares		Number of Shares pledged or otherwise encumbered		Number of equity shares held in dematerialized form	
									No of Voting Rights		Total as a % of (A+B+C)			No.	As a % of total Shares held	No.	As a % of total Shares held		
									Class X	Class Y									Total
	(I)	(II)	(III)	(IV)	(V)	(VI)	(VII)	(VIII)	(IX)			(X)	(XI)	(XII)		(XIII)	(XIV)		
(b)	NBFCs Registered with RBI		0	0	0	0	0	0.00	0	0	0	0.00	0	0.00	0	0.00	NA	NA	0
(c)	Employee Trusts		0	0	0	0	0	0.00	0	0	0	0.00	0	0.00	0	0.00	NA	NA	0
(d)	Overseas Depositories (Holding DRs)(Balancing figure)		0	0	0	0	0	0.00	0	0	0	0.00	0	0.00	0	0.00	NA	NA	0
(e)	Any Other																		
	NON RESIDENT INDIANS		2	200	0	0	200	0.00	200	0	200	0.00	0	0.00	0	0.00	NA	NA	200
	NON RESIDENT INDIAN NON REPATRIABLE		5	2750	0	0	2750	0.03	2750	0	2750	0.03	0	0.03	0	0.00	NA	NA	2750
	BODIES CORPORATES		27	1895298	0	0	1895298	20.81	1895298	0	1895298	20.81	0	20.81	0	0.00	NA	NA	594898
	R & H POWER COMPANY PRIVATE LIMITED	AACCR1197C	1	589998	0	0	589998	6.48	589998	0	589998	6.48	0	6.48	0	0.00	NA	NA	589998
	JAIPRAKASH ASSOCIATES LIMITED	UPA010049	1	840000	0	0	840000	9.22	840000	0	840000	9.22	0	9.22	0	0.00	NA	NA	0
	Sub Total (B)(3)		1129	2962319	0	0	2962319	32.53	2962319	0	2962319	32.53	0	32.53	0	0.00			1345798
	Total Public Shareholding (B) = (B)(1)+(B)(2)+(B)(3)		1129	2962319	0	0	2962319	32.53	2962319	0	2962319	32.53	0	32.53	0	0.00			1345798

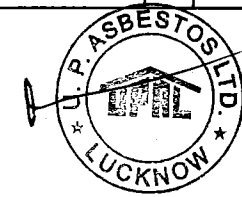



Table IV - Statement showing shareholding pattern of the Non Promoter - Non Public Shareholder

Category	Category & Name of the Shareholder	PAN	No of Shareholders	No of fully paid up equity shares held	No of Partly paid-up equity shares held	No of Shares Underlying Depository Receipts	Total No of Shares Held (IV+V+VI)	Shareholding as a % of total no of shares (A+B+C2)	Number of Voting Rights held in each class of securities			No of Shares Underlying Outstanding convertible securities (Including Warrants)	Shareholding as a % assuming full conversion of convertible Securities (as a percentage of diluted share capital)	Number of Locked in Shares		Number of Shares pledged or otherwise encumbered		Number of equity shares held in dematerialized form	
									No of Voting Rights		Total as a % of (A+B+C)			No.	As a % of total Shares held	No.	As a % of total Shares held		
									Class X	Class Y									Total
	(I)	(II)	(III)	(IV)	(V)	(VI)	(VII)	(VIII)	(IX)			(X)	(XI)	(XII)		(XIII)		(XIV)	
(1)	Custodian/DR Holder		0	0	0	0	0	0.00	0	0	0	0.00	0	0.00	0	0.00	NA	NA	0
(2)	Employee Benefit Trust (under SEBI(Share based Employee Benefit)		0	0	0	0	0	0.00	0	0	0	0.00	0	0.00	0	0.00	NA	NA	0
	Total Non-Promoter-Non Public Shareholding (C) = (C)(1)+(C)(2)		0	0	0	0	0	0.00	0	0	0	0.00	0	0.00	0	0.00			0



Details of the shareholders acting as persons in Concert including their Shareholding:			
Name of Shareholder	Name of PAC	No of shares	Holding%
Total:		0	0



Details of Shares which remain unclaimed may be given hear along with details such as number of shareholders,

No of Shareholders	No of shares
--------------------	--------------



U.P ASBESTOS LTD							
Shareholding Pattern As On 30/03/2019 (Total)							
Sno	Description	Without Grouping			With Grouping		
		No. of Cases	Total Shares	% Equity	No. of Cases	Total Shares	% Equity
1	PARTNERSHIP FIRMS	1	170850	1.88	1	170850	1.88
2	PROMOTER GROUP	1	68649	0.75	1	68649	0.75
3	RESIDENT INDIVIDUALS	1112	1019771	11.20	1088	1019771	11.20
4	PROMOTERS	5	848296	9.31	4	848296	9.31
5	NON RESIDENT INDIANS	2	200	0.00	2	200	0.00
6	PROMOTERS BODIES CORPORATE	6	5057079	55.53	6	5057079	55.53
7	NON RESIDENT INDIAN NON REPATRIABLE	5	2750	0.03	5	2750	0.03
8	BODIES CORPORATES	27	1895298	20.81	27	1895298	20.81
9	H U F	7	44300	0.49	7	44300	0.49
	Total:	1166	9107193	100.00	1141	9107193	100.00

